

Slider Bed Conveyor

Slider Bed Belt Conveyor provides the ability to transport a wide variety of products to multiple destinations at various speeds. This conveyor can be configured to enable transportation of products in horizontal, inclined or declined applications. The Slider Bed Belt Conveyor is a well built, economical and versatile conveyance option. They are offered in a range of widths and can be configured with center drives, end drives and various take-up options. Power feeder and nose over units are offered and can easily be incorporated.

Technical Data:

Standard Widths: <ul style="list-style-type: none"> Nominal Widths (NW) offered are 18", 24", 30", 36", 42" and 48" Belt widths available are 14", 20", 26", 32", 38" and 44" 	Standard Lengths: <ul style="list-style-type: none"> Individual bed lengths of 24" to 120" in 3" increments 	Belting: <ul style="list-style-type: none"> Friction Surface x Friction Surface (FS x FS) Other materials available upon request
Frame: <ul style="list-style-type: none"> 6' Deep formed 12 gauge steel channel Powder coated NACI blue as standard Additional colors available upon request 	Drives: <ul style="list-style-type: none"> Center or head end drive Direct or indirect mounting 6" to 10" urethane lagged drive pulley Manual take-up standard; automatic take-up available 	Motor/ Speed: <ul style="list-style-type: none"> 3/4 to 10 hp gear motor Speeds ranging from 60 to 320 fpm standard Higher speeds available upon request
Terminal Ends: <ul style="list-style-type: none"> 3" to 6" diameter crowned head and tail pulleys Adjustable snub roller 	Live Load Capacity: <ul style="list-style-type: none"> Up to 100 lbs per foot standard Greater capacity available upon request depending on selection of rollers and layout of bed supports 	Return Rollers: <ul style="list-style-type: none"> 1.9" diameter, 16 gauge galvanized with 7/16" hex shaft on 4' to 6' centers Tracking adjustment

Features:

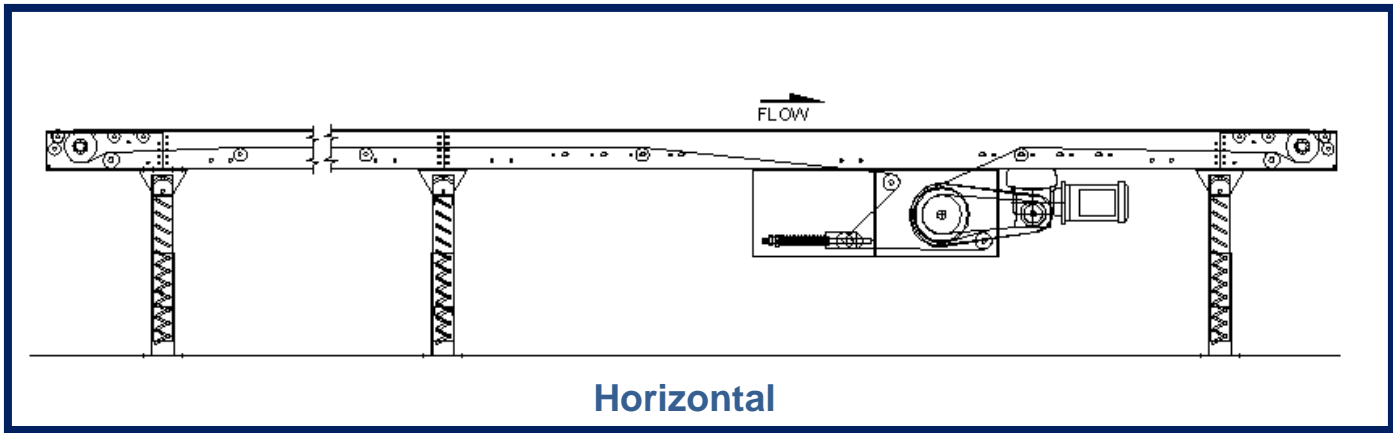
- Bolted Construction
- Quiet Operation
- Easy to Maintain
- Taper Lock Sprockets
- High Speeds

Applications:

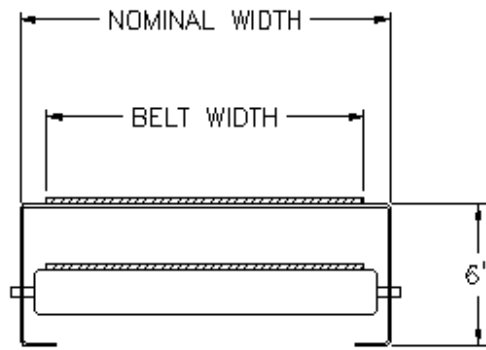
- Transportation
- Sortation
- Incline/Decline
- Packaging
- Inspection

Options:

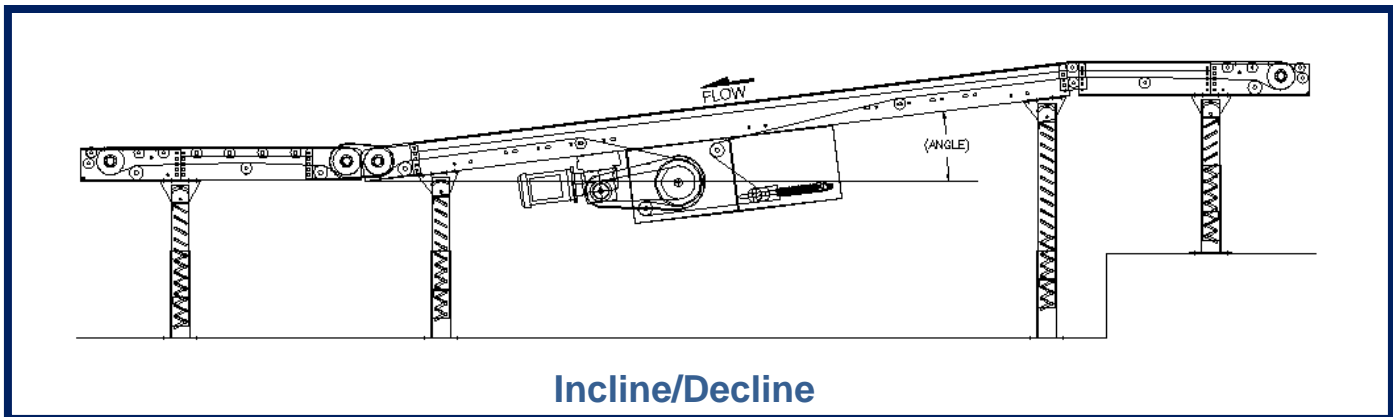
- Spring/Air Take-up
- Terminal End Rollers
- Terminal End Fill brush
- Supports
- Side Guards
- Under Guards



Horizontal



End Section View



Incline/Decline

